



# RCSLT Online Outcome Tool (ROOT)



# History of the ROOT

---



**Identification**  
of an existing  
outcome  
measure  
considered 'best  
fit' across the  
profession  
(TOM)



**Development**  
and piloting of  
an online tool  
(ROOT) to  
support data  
collection and  
reporting of  
TOM



**Evaluation**  
of the pilot,  
indicated that  
the ROOT  
added value to  
services



**Roll-out**  
of the ROOT  
across the SLT  
profession,  
using a phased  
approach

# RCSLT Online Outcome Tool

---

The RCSLT Online Outcome Tool (ROOT) supports speech and language therapy services with:

- Collecting and collating Therapy Outcome Measures (TOMs) data
- Evaluating and reporting outcomes

## WHAT IS ROOT?

---



<https://bit.ly/ROOTintro>

# Therapy Outcome Measures (TOMs)

---

- 4 domains (based on the World Health Organisation International Classification of Functioning (ICF))



- (Optional: carer wellbeing)

# Therapy Outcome Measures (TOMs)

---

- 68 specific scales ('adapted scales')
- Each is 11-point ordinal scale with 6 defined points (descriptors)

Profound		Severe		Severe/ moderate		Moderate		Mild		Normal limits
0	0.5	1.0	1.5	2.0	2.5	3.0	3.5	4.0	4.5	5.0

- **Before** and **after** therapy – holistic overview

# Data collection



Direct data entry

Data about service users is entered directly into the ROOT



Data upload

SLT services that are currently able to collect and collate TOMs data effectively within their local electronic system(s) can export data and upload to the ROOT

# Data collected via the ROOT

---

- Therapy Outcome Measures
- Patient demographics
- Nature and severity of the speech and language therapy needs (e.g. dysphagia, aphasia, speech sound disorder)
- Relevant medical diagnoses (e.g. stroke, Motor Neurone Disease, cerebral palsy)
- Duration of therapy episode
- Status at the end of the therapy episode (e.g. therapy complete (discharged), transfer to another service, died)
- Optional fields (e.g. total amount of therapy time, objectives of the intervention etc.)



# The ROOT in numbers

85

organisations  
actively using the  
ROOT

106

further  
organisations  
have registered

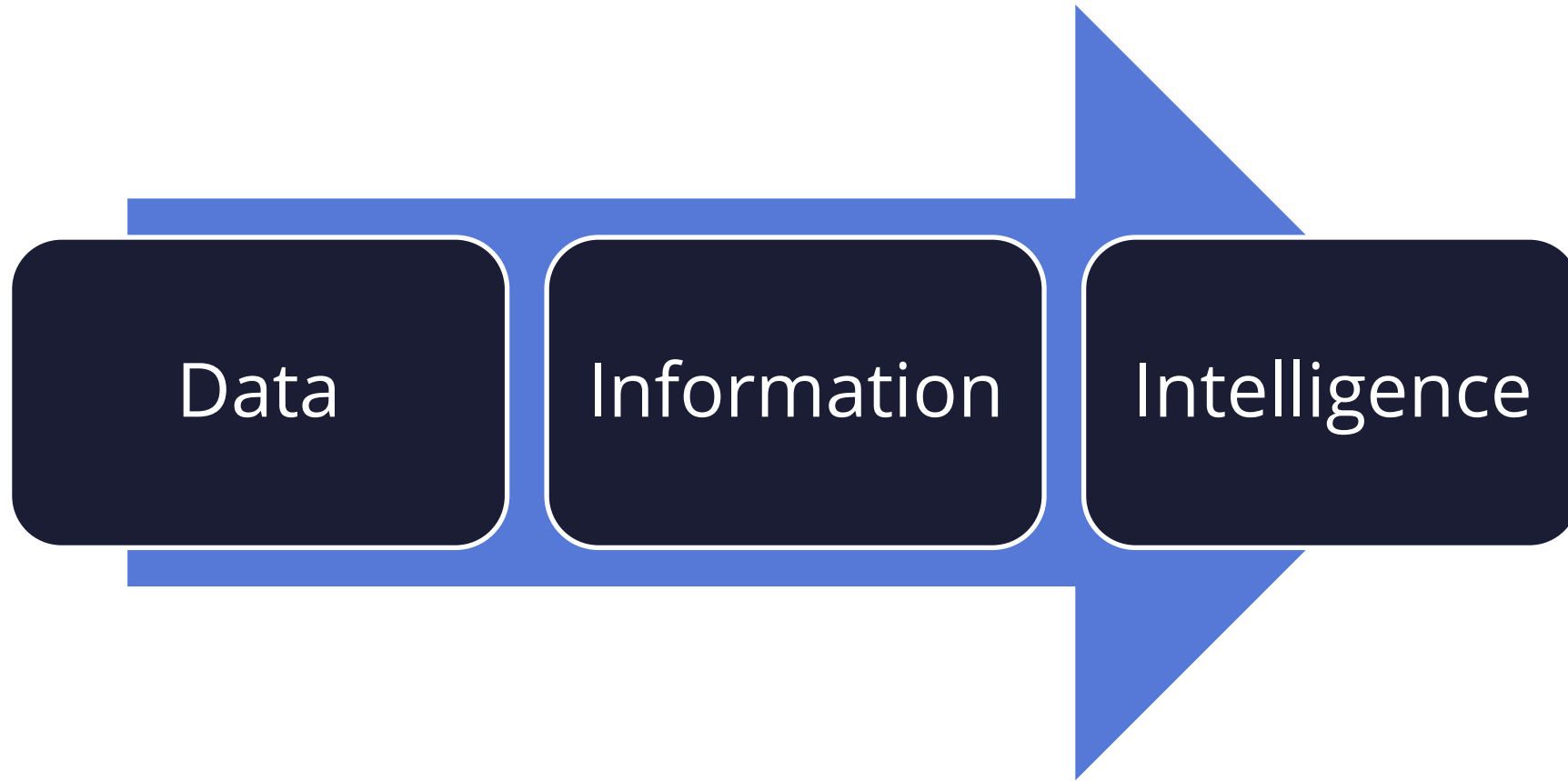
90,479

outcomes in the  
database

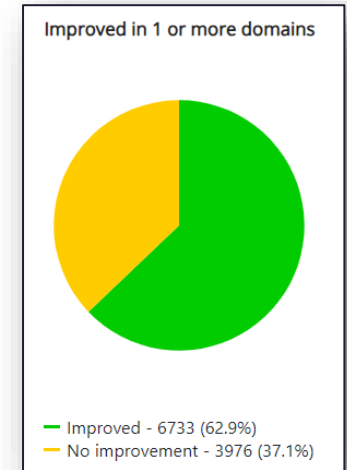
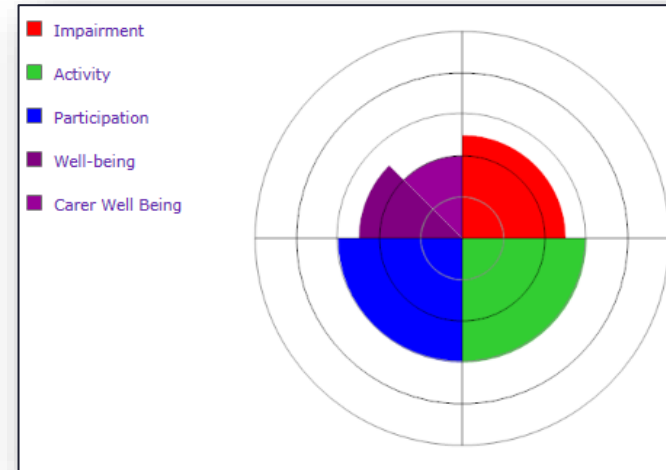
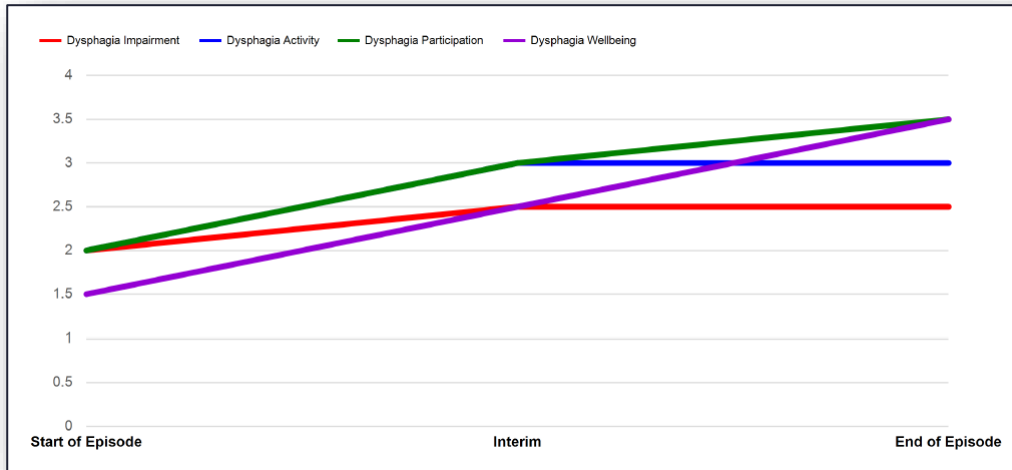




# What does the ROOT do?



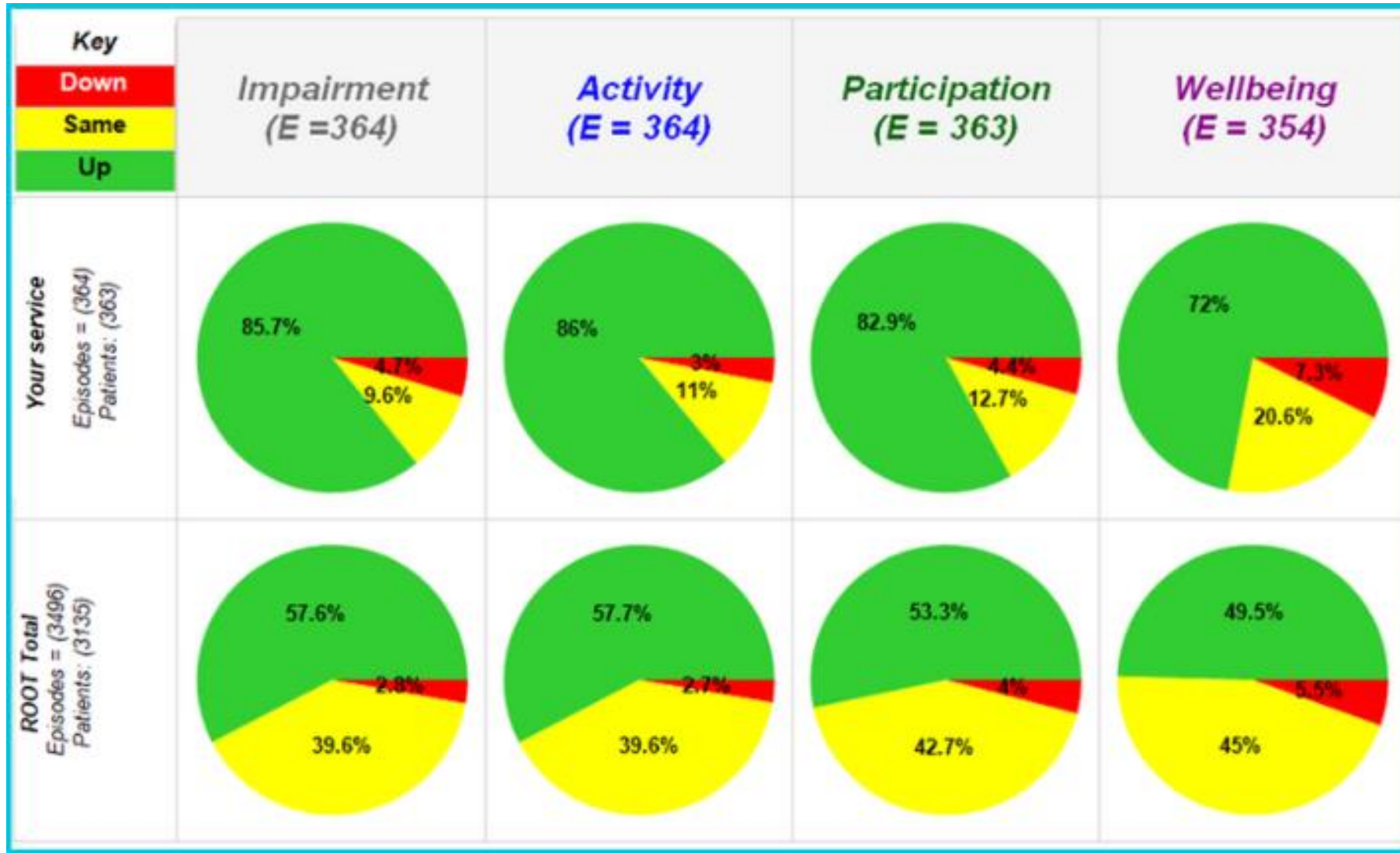
# How?



Average Type	Impairment			Activity			Participation			Wellbeing			Carer Wellbeing		
	Start	End	Change	Start	End	Change	Start	End	Change	Start	End	Change	Start	End	Change
	Mean	2.78	3.9	1.16	2.88	3.99	1.13	3.72	4.48	0.78	3.69	4.44	0.78	4.25	4.5

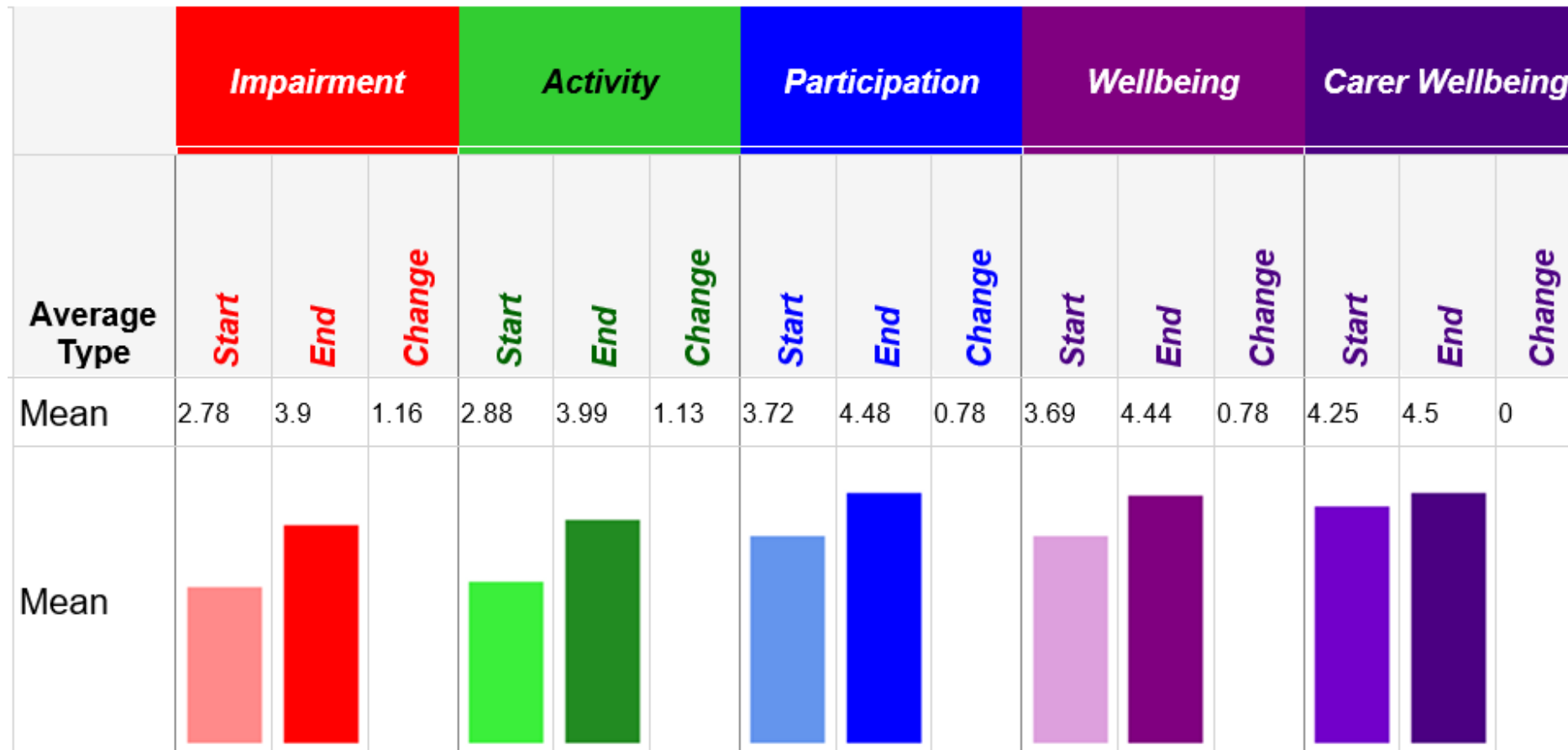
	Average Type														
<b>All Toms Scales</b> Episodes: (49) Patients: (49)	Mean	2.77	3.11	0.35	2.73	3.28	0.54	2.57	3.09	0.52	2.54	3.1	0.56		
	Median	3	3	0.5	3	3.5	0.5	2.5	3	0.5	3	3	0.5		
<b>Cleft Lip or Palate</b> Episodes: (8) Patients: (8)	Mean	2.94	3	0.06	3	3.25	0.25	2.69	3	0.31	2.81	2.88	0.06		
	Median	3	3	0.25	3	3.5	0.25	2.75	3	0.5	3	2.75	0		
<b>Dysfluency</b> Episodes: (10) Patients: (10)	Mean	3.15	3.5	0.35	3.1	3.4	0.3	2.5	2.95	0.45	2.55	2.95	0.4		
	Median	3.25	3.5	0.75	2.75	3.25	0.25	2.5	3	0.5	2.75	3	0.5		
<b>Dysphagia</b> Episodes: (23) Patients: (23)	Mean	2.33	2.72	0.39	2.33	3.04	0.72	2.2	2.93	0.74	2.13	3	0.87		
	Median	2.5	2.75	0.25	2.5	2.75	0.75	2	2.5	0.5	2.25	2.75	0.75		
<b>Dysphonia</b> Episodes: (8) Patients: (8)	Mean	3.83	4.17	0.33	3.75	4.08	0.33	4.17	4.08	-0.08	4.08	4	-0.08		
	Median	3.75	4	0.25	3.5	3.75	0.25	4	3.75	-0.25	4	3.75	-0.25		

# ROOT reports



**Figure 1:** Direction of change in TOMs between initial and final ratings across each domain of the TOMs (*Impairment, Activity, Participation, Well-being and Carer Well-being*) for children and young people aged 0-18 years.

# ROOT reports



**Figure 2:** Average TOMs score at the start and end of intervention, and average change across each domain of the TOMs (Impairment, Activity, Participation, Well-being and Carer Well-being) for people with dysphonia.

# TOP 5 REASONS TO USE THE ROOT

## Ensures high quality care for your patients

Provides a 'temperature check' of your overall outcomes, supporting SLTs with their clinical decision making and reflective practice

## Evaluates the impact of your interventions

Assists with identifying what is working well and where there are areas for improvement

*"ROOT equips us with a means of highlighting the areas where we have effected positive change"*

## Supports improvement of your speech and language therapy services

Informs decisions about service delivery and evidences the need for change

## Highlights the impact of your service to key stakeholders, including funders and commissioners

Enables SLTs to demonstrate the difference that they make and showcase the value of speech and language therapy

## Gives your service a role in influencing - locally and nationally

Provides a wealth of information that can be used by the RCSLT and its members to illustrate the role and impact of speech and language therapy

[root@rcslt.org](mailto:root@rcslt.org)

[rcslt-root.org/public/register](https://rcslt-root.org/public/register)



# Support available



Queries and questions



Implementation



Training



Technical support & troubleshooting



Interrogating the data

# Interested in finding out more?

- Contact the team: [root@rcslt.org](mailto:root@rcslt.org)
- Visit the RCSLT website: <https://bit.ly/3QqZnAn>
- Come along to one of our monthly drop-in sessions on Teams, advertised at: <https://www.rcslt-root.org>
- Join the ROOT professional network <https://bit.ly/ROOT-network>
- Watch our 'Making Data Count' series of bite sized learning modules [RCSLT Online Outcome Tool \(rcslt-root.org\)](https://www.rcslt-root.org)



# Acknowledgements

- Thank you to all of the speech and language therapists and services involved in the Outcomes Programme, including those using the ROOT and the Outcomes Programme steering group.
- We also thank colleagues Mark Bedwell and Patrick Guest from Different Class Solutions Ltd. for the production and ongoing development of the ROOT.

